

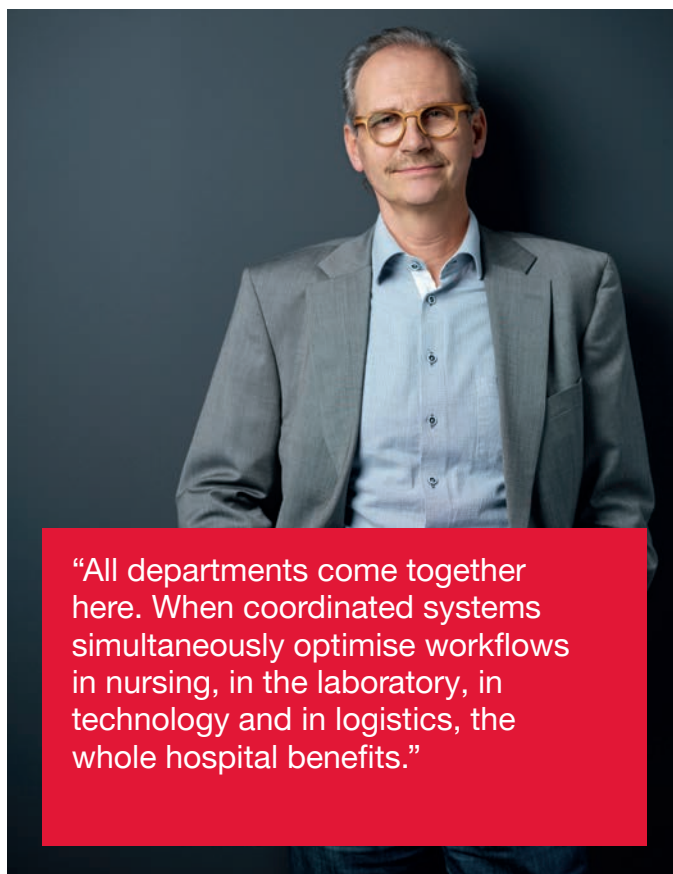


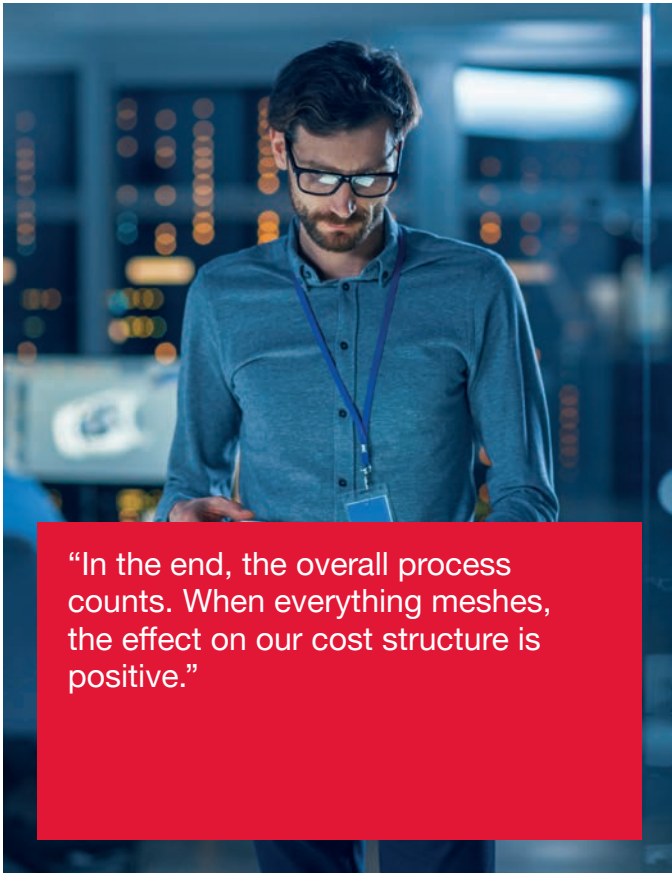
# Gain time

Optimal specimen quality. Immediate transport. Smart workflow.

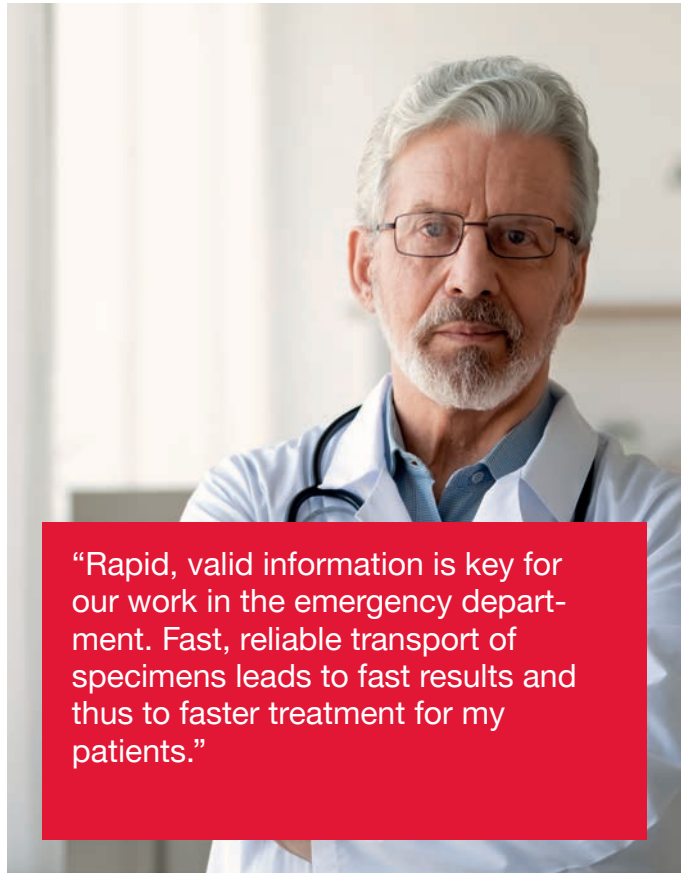


# Everybody wins.





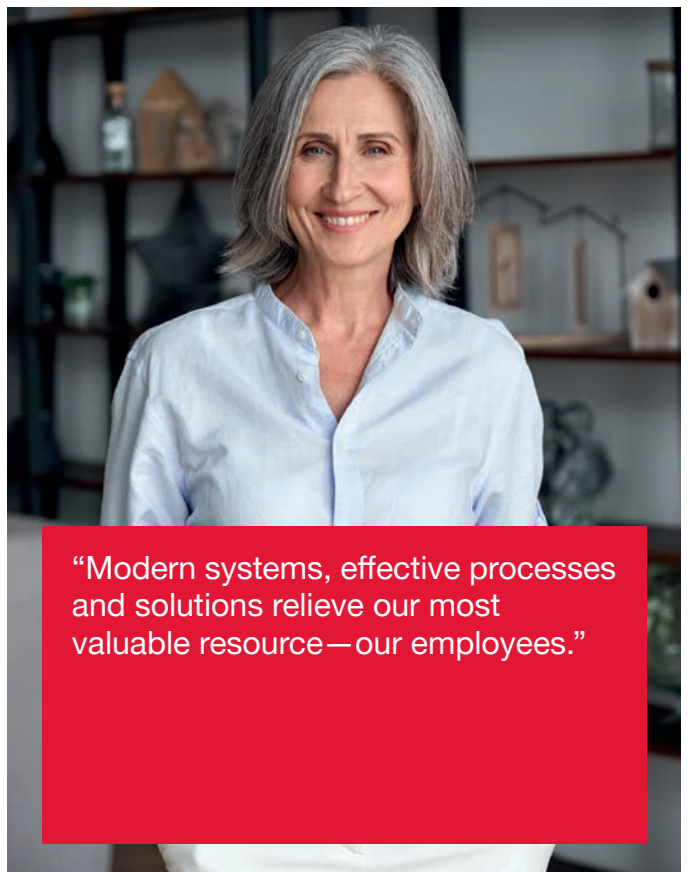
“In the end, the overall process counts. When everything meshes, the effect on our cost structure is positive.”



“Rapid, valid information is key for our work in the emergency department. Fast, reliable transport of specimens leads to fast results and thus to faster treatment for my patients.”



“When specimens remain on the ward after collection until they are picked up or in-house transport is organised, we lose valuable time and the specimen material gets older.”



“Modern systems, effective processes and solutions relieve our most valuable resource—our employees.”

# S-Monovette®

Optimises specimen quality through the aspiration technique. Lower your haemolysis rate.



## One system, two techniques

The S-Monovette® combines aspiration and vacuum techniques in one system.

## Reduce your haemolysis rate

Strongly haemolytic samples falsify laboratory values and can make it necessary to redraw additional samples. With the aspiration technique of the S-Monovette® the haemolysis rate can be reduced considerably and the specimen quality optimised.

An especially reliable specimen quality is crucial, in particular on intensive care wards or in emergency departments.

## Aspiration technique – a solution for all vein conditions

With the aspiration technique, the S-Monovette® is the optimal solution for every patient—young or old, healthy or seriously ill—for all vein conditions.

In addition to the aspiration technique, the dual system of the S-Monovette® also allows the conventional vacuum technique for blood collection.

## Save valuable resources and CO<sub>2</sub>e

Disposal costs and waste volume are reduced due to the space-saving design of the S-Monovette® needles and the sustainable packaging.

Production of an S-Monovette® requires 32% less material compared to a vacuum system.

In comparison with vacuum systems, with up to 200 blood samples collected per day—in the course of a year—as much CO<sub>2</sub>e is saved as can be stored by 116 trees annually.

\*Further information on request.



## Gain time with the optimal sample quality

Reduce time and personnel and material costs with the S-Monovette®



# Tempus600®

Brings the specimen tubes easily, immediately and safely to the laboratory. Reduce your total turnaround time (ToTAT).



## Straight from the ward to the laboratory.

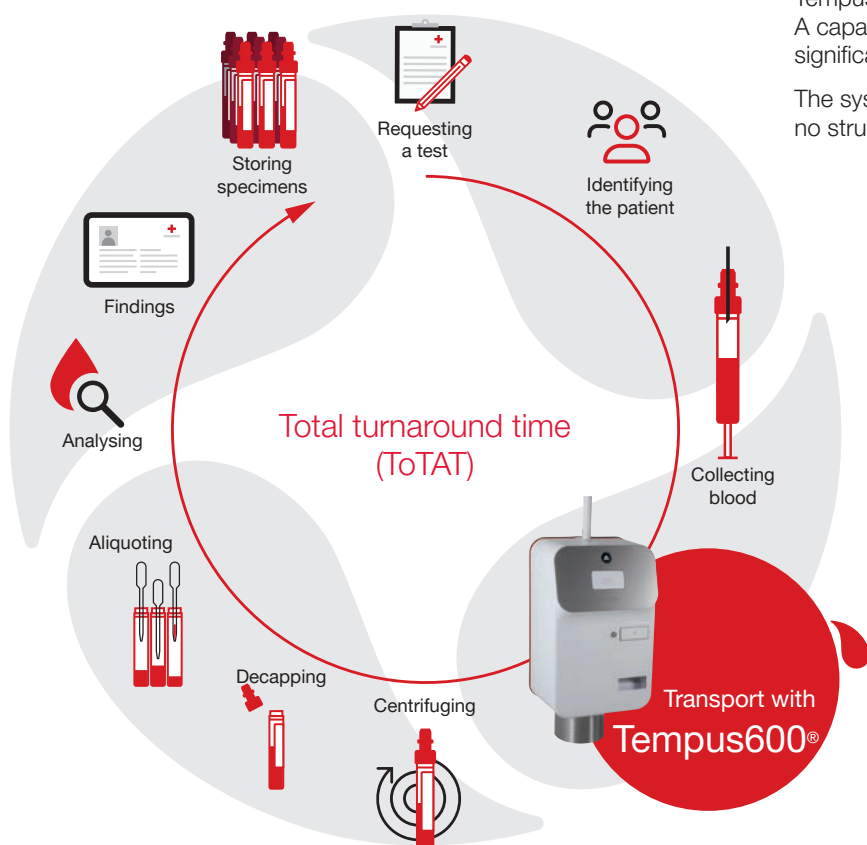
With Tempus600® you accelerate specimen transport, thus reducing the total turnaround time (ToTAT) for clinical specimens and optimise the entire pre-analytical workflow.

This allows faster decisions to be made and can lead to better treatment of the patient. Tempus600® brings the laboratory closer to the ward.

## One touch and off you go

Tempus600® is intuitive and highly efficient to use. A capacity of up to 1,250 specimens/hour provides significant relief for existing transport systems.

The system can be installed within two weeks, with no structural changes needed.



From requesting a test to the result of the analysis—  
**gain time with shorter total turnaround times (ToTAT)**

Learn more about the synergy of S-Monovette® & Tempus600®



s-monovette-tempus600.sarstedt.com

Even better together:

# S-Monovette® & Tempus600®

Safe. Fast. Sustainable.

Learn more about  
the synergy of  
S-Monovette® &  
Tempus600®



s-monovette-tempus600.  
sarstedt.com

Critical areas such as the emergency department  
in particular require reliable solutions



- ✓ Safe due to high, reliable specimen quality
- ✓ Fast due to immediate, predictable specimen transport
- ✓ Sustainable due to modern pre-analytical workflow

## Gain with the S-Monovette®

- Reduce time and costs for personnel and material with a minimised haemolysis rate
- Utilise the advantages of a dual system for all vein conditions
- Reduce your CO<sub>2</sub> emissions, waste volume and disposal costs considerably

## Gain with Tempus600®

- Shorten the total turnaround time (ToTAT) for clinical specimens
- Save valuable time for your staff with the easy, immediate transport of specimens and relieve existing transport systems
- Take the next step towards laboratory automation

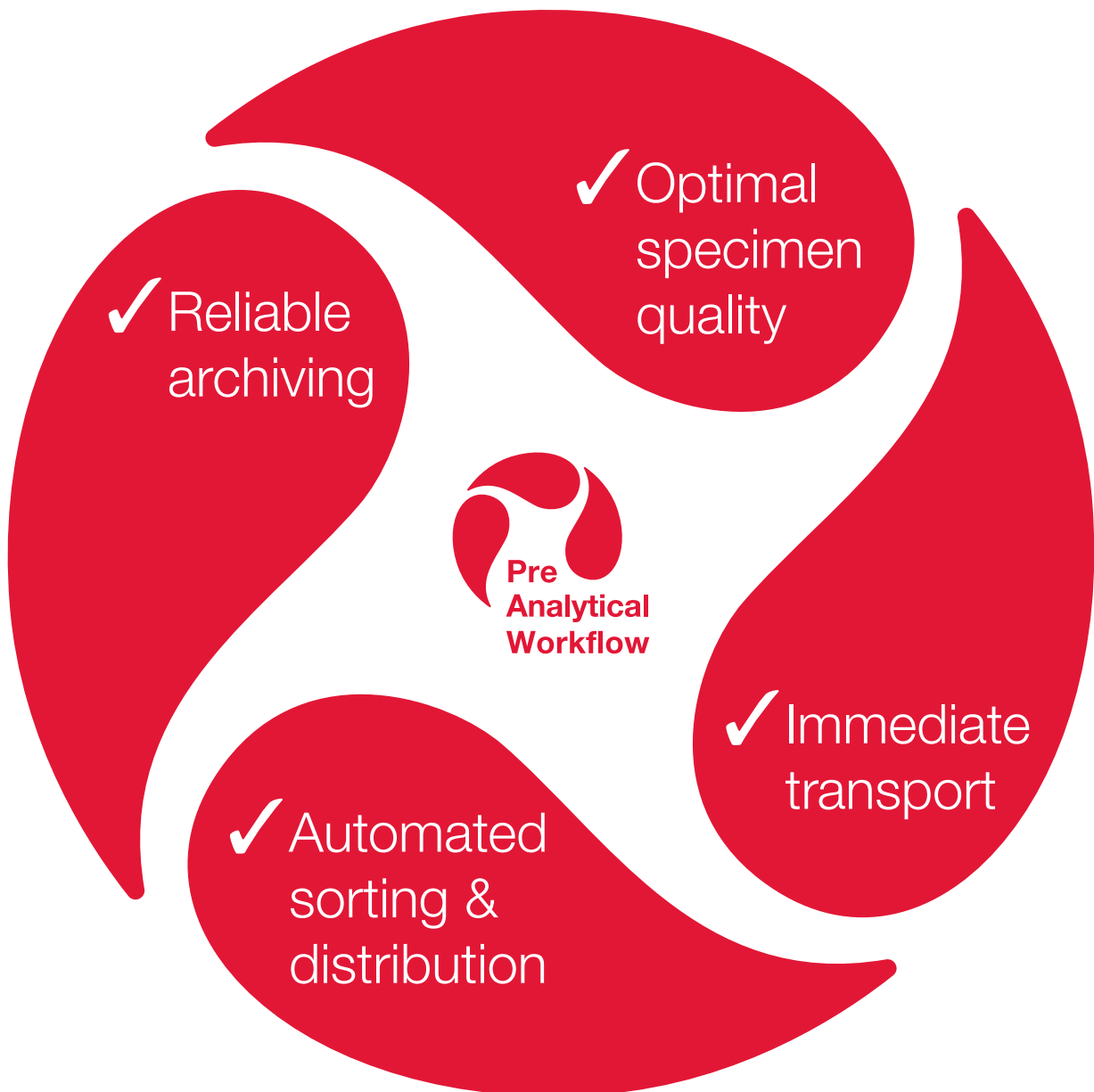
# Pre-analytical workflow made by SARSTEDT

Take advantage of the synergy of our  
synchronised systems.

Discover the 360°  
solutions for your  
pre-analytics from  
SARSTEDT



[workflow.sarstedt.com](http://workflow.sarstedt.com)



## SARSTEDT AG & Co. KG

P.O. Box 12 20  
D-51582 Nümbrecht

Phone: +49 2293 305 0  
Fax: +49 2293 305 3992

Customer Service Germany  
Phone +49 0800 0 83 305 0

[export@sarstedt.com](mailto:export@sarstedt.com)  
[www.sarstedt.com](http://www.sarstedt.com)



More information, videos and  
advice: s-monovette-tempus600.  
[sarstedt.com](http://sarstedt.com)

If you have any questions:  
We'd be happy to help!

Visit our website: [www.sarstedt.com](http://www.sarstedt.com)