


Tube Segment Opener

Easy and safe access to tube segment samples

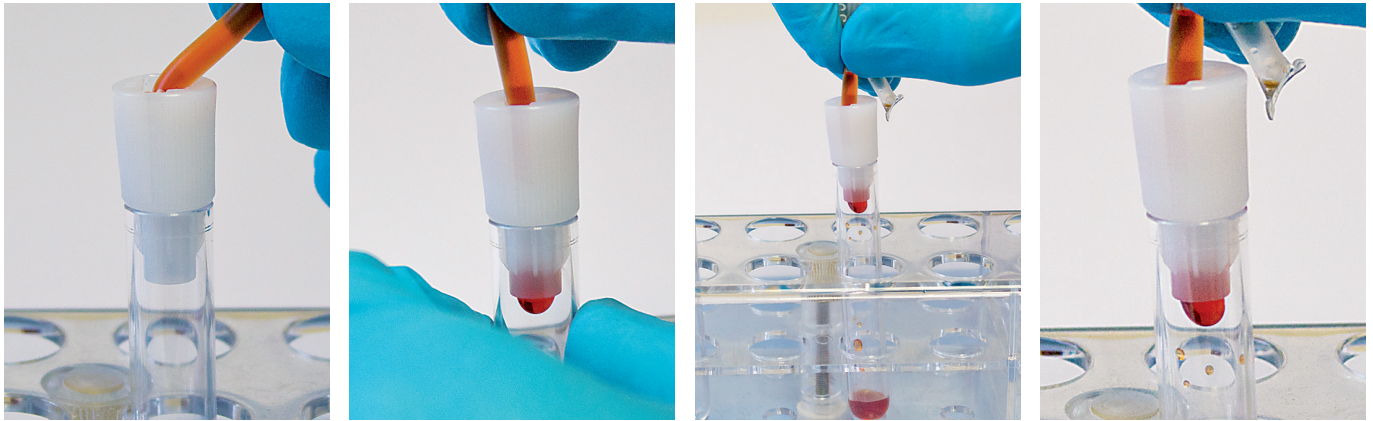


Tube Segment Opener

- Minimizes risk of contamination & personal injuries
- No need for scissors & knives
- Easy & safe to process



Tube Segment Opener



Hold tube segment opener in one hand. Insert tube segment at a slight angle (see Fig. a) and push forward without squeezing the tube.


To dispense a small volume of blood, squeeze the end of the tube once.

To empty the segment fold the tube and squeeze it. Dripping is avoided by releasing the pressure prior to removing the segment from the opener.



Technical modifications reserved

This document may contain information on products that may not be available in particular countries



Ordering information

Order No.	Description	Packaging
95.1000	Tube Segment Opener	2,000/case
95.1000.476	T S O with tube 75 x Ø 12 mm, assembled	400/case, StackPack
95.1000.800	T S O for inner tube diameter 8.2 mm	2,000/case
55.476	Tube 75 x Ø 12 mm, PS	2,000/case, StackPack
55.476.005	Tube 75 x Ø 12 mm, PS	2,000/case
86.1509	Tube 75 x Ø 11.5 mm, glass	2,352/case, StackPack

SARSTEDT AG & Co.
 P.O. Box 12 20
 D-51582 Nümbrecht
 Phone +49 2293 305-0
 Fax +49 2293 305-2470
 info@sarstedt.com
 www.sarstedt.com